



Nolato EMC & Thermal Solutions

Nolato is a world leading developer and supplier of material and know-how for EMI shielding solutions made of electrically conductive silicone and Thermal Interface Materials. Our headquarters and Nolato Tech Center are located in Hallsberg, Sweden with additional manufacturing sites in Beijing and Suzhou in China, Penang in Malaysia, Mosonmagyaróvár in Hungary, Maldon in the UK, Querétaro in Mexico and New Jersey, USA. Nolato offers local production on a global scale with more than fifty EMC Production partners around the world manufacturing the Trishield gasket.

Founded in 1970, Nolato EMC & Thermal Solutions became a part of the Nolato Group in 1988. Nolato's quality and environmental management systems have been certified with ISO 9001, ISO14001, IATF 16949 and MIL 83528.

The Compashield SMT Pad

In automotive electronic devices, grounding and shielding products should ensure electrical performance without breaking under mechanical or environmental stress throughout the lifetime of the product.

Features and Benefits

The flexible and easily compressible SMT Pad can take up tolerances and close the gap between a PCB and other contacting surfaces, in addition to providing a reliable grounding contact.

- Large contact area vs metal spring provides a better utilization of the PCB area and creates space for more components
- Excellent chemical bonding between the gasket and the solderable metal strip which guarantees that the SMT Pad stays in position on the PCB during the full life cycle.
- Superior bounce back and compression set makes the product vibrations safe and have full electrical contact, even if the conditions are tough.
- The non-abrasive SMT Pad ensures no scratching on the contacting surface.
- Low electrical resistance and low compression force
- Replaces most metal finger & fabric gasket
- The production take place in a clean and controlled environment and each individual SMT Pad is controlled by a camera vision system before packaging into tape and reel.

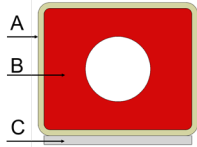
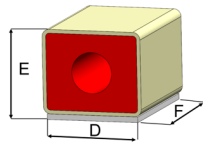
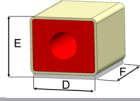
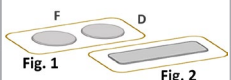
Industries and Applications

The Compashield SMT Pad is used as a grounding contact on printed circuit boards commonly used in Automotive and Electronics industry, Advanced driver assistance systems, cameras, radars, infotainment systems, power-train electronics and ECU's.

Product Properties

The Compashield SMT Pad has a hollow profile with a core of soft silicone rubber and a shell of electrically conductive silicone rubber.

Table 1. SMT pad properties and dimensions.

Property	Test Standard	Unit	1343001	1348501	1348502	1358001	1358101
RCS*		mm	1.2	1.9	1.9	1.9	1.9
Force to compress to RCS*		N	2.1	2.6	5.5	2.0	2.6
Electrical resistance at RCS*	Nolato R9 / R10**	Ohm	0.040	0.030	0.020	0.040	0.045
Compression set, @22h/125 °C	ISO 815	%	11	10	10	13	9
Material							
A			Nolato 8610	Nolato 8610	Nolato 8610	Nolato 8610	Nolato 8610
B			Nolato 1445	Nolato 1540	Nolato 1540	Nolato 1445	Nolato 1445
C			Sn/Ni	Sn/Ni	Sn/Ni	Sn/Ni	Sn/Ni
Dimension (mm)							
D			1.60	2.50	2.50	2.50	2.50
E			1.60	2.40	2.40	2.40	2.70
F			3.60	3.60	8.00	3.60	3.60
Recommended PCB solder mask opening							
D			1.85	2.75	2.75	2.75	2.75
F			3.75	3.75	8.15	3.75	3.75
Recommended solderpaste pattern							
Fig. 1			-	Ø1.65x2±5%	Ø2.3x3±5%	Ø1.65x2±5%	Ø1.65x2±5%
Fig 2			1.46x3.55	1.65x3.30±5%	1.50x7.6±5%	1.65x3.30±5%	1.65x3.30±5%

*RCS – Recommended compression stop **All is measured with R9 except 1343001 which is measured with R10.

The recommended solder paste pattern for the Nolato SMT Pad should be either evenly distributed circles (Fig 1) or a rectangle (Fig 2). Either pattern allows for a sufficient volume of solder without flooding the ground trace with excess solder.

For more information see “DS Compashield SMT Pad Production Guidelines”.

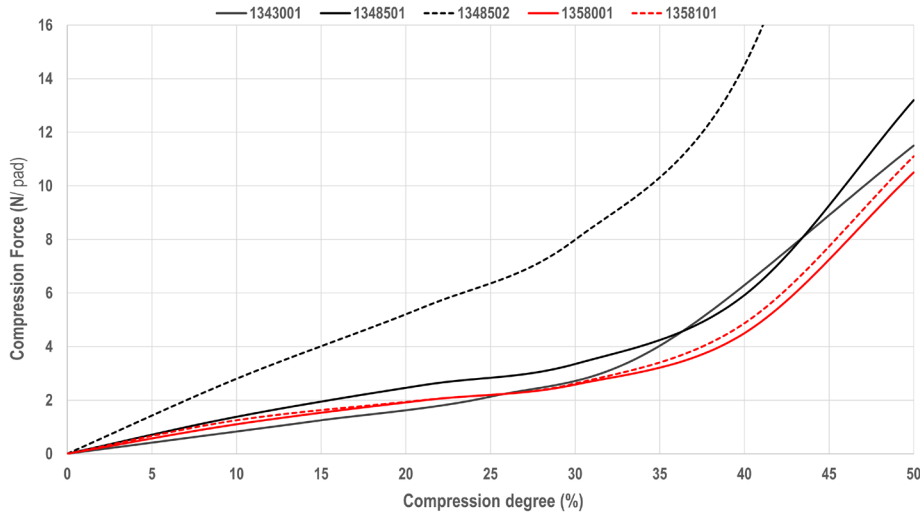


Diagram 1. Compression force vs compression degree.

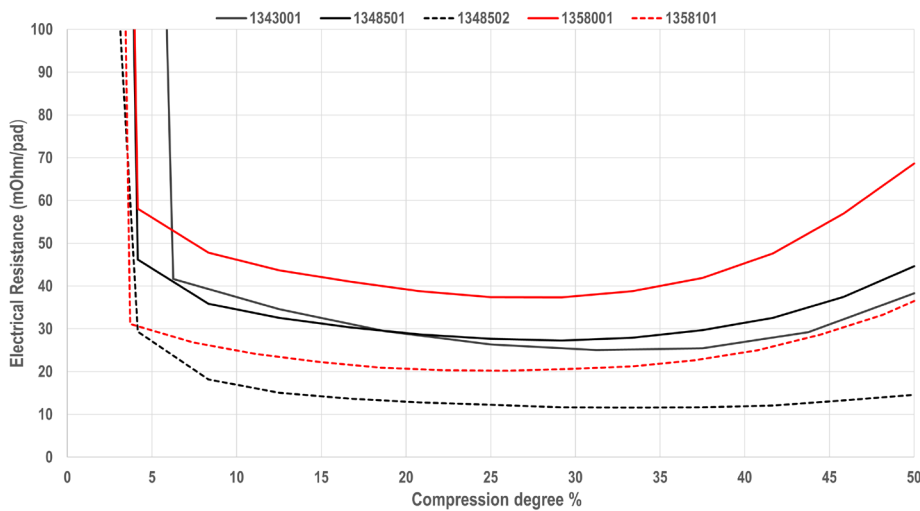


Diagram 2. Electrical resistance vs compression degree.

The recommended operating temperature is between -40°C and +125°C. To ensure a safe and repeatable compression, Nolato recommends the use of mechanical compression steps. A compression degree of 15-35% is recommended. A higher compression degree can be used after evaluation by customer.

Accelerated Life Testing

SMT Pad performance has been evaluated after accelerated life testing. The tests were performed at different conditions (see table below).

The SMT Pad performance was tested after accelerated aging test in a test fixture simulating a grounding application.

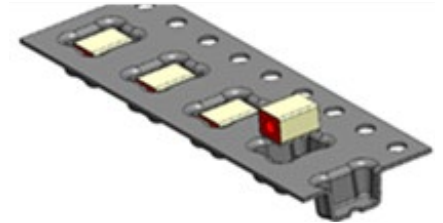
Property	Test Conditions
Cold	-65°C / 96 hr
Thermal cycling	-40 to +125°C (30 min. dwell time & 10K/min.) 1000 cycles
Dry heat	125 °C 2000 hours
Damp Heat Steady State	85 °C/ 85% RH duration 1000 hours

Environment

The Nolato Compashield SMT Pad fulfill the requirements set by the Directive 2011/65/EU and its amendments (RoHS).

Packaging

The Compashield SMT Pad is delivered in a standard Tape-and-Reel format for automated placement in standard SMT process. The packaging complies with the EIA-481 standard. For more information see “CS Pad Packing information”.



Storage conditions

The Compashield SMT Pad is MSL-1 classified with unlimited storage time. This assumes that the component is stored in a vacuum sealed bag in Tape-and-Reel and protected from rain, direct sunshine or other pollution in the environment that could affect its properties. Solderability testing by customer after 1 year of storage is recommended.

Disclaimer

The data and information contained in this product information is confidential, privileged and should be taken only as a guide and not a specification, representation or warranty. The data in this datasheet is intended for the recipient only and may not be used, published or redistributed without the prior written consent of Nolato Sillikonteknik AB.

The recommendations and data given are based on our experience to date and while every care has been taken in preparing this data, Nolato Sillikonteknik AB makes no representations and gives no warranties of whatever nature in respect of this data, facts and/or opinions contained herein.

Nolato Sillikonteknik AB, its subsidiaries, the directors, employees and agents cannot be held liable for the use and reliance of the data in connection with their usage and processing.

Contact us

For further information and if you would like to discuss more on how we can assist you in your project - don't hesitate give us a call or send us an email!

If you would like to order free samples, simply scan this qr-code



Jonas Carlsson
Director Global Sales Automotive
jonas.carlsson@nolato.com
+46 708 12 99 95

Rodney Boyd
Sales Manager North America
rodney.boyd@nolato.com
+1 973 756 5070

